

## FQ4 2021/22 Key Performance Indicators for Education

Indicator: EDU106\_05-Increase the percentage of our care experienced young people that have the recommended additional tracking and monitoring plans in place.

Why measure this?

This indicator is above target with no change in performance since the last reporting period.

Commentary

Indicator: EDU107\_01-Support the increase in the update of available grants, allowances and entitlements.

Why measure this?

This indicator is below target and performance has decreased since the last reporting period.


Commentary

Target:

Actual: Red.

Benchmark:

Graph illustration of performance:- EDU107\_01-Support the increase in the update of available grants, allowances and entitlements.



Indicator: EDU107\_02-A counselling service is available in all secondary schools.

Why measure this?

This indicator is on target with no change in performance since the last reporting period.

Commentary

## Indicator: EDU108\_02- The percentage of children that achieve their appropriate developmental milestones by Primary 1.

### Why measure this?

This indicator is above target with no change in performance since the last reporting period.

### Commentary

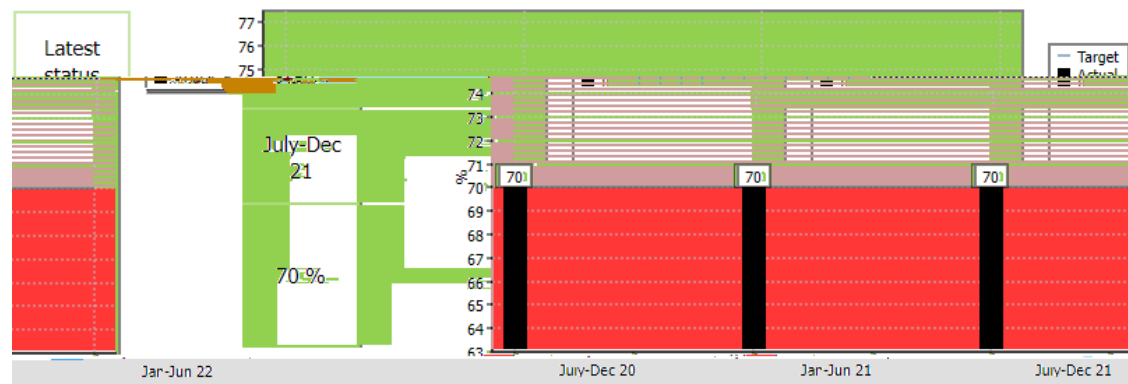
Target:

Actual:

Benchmark:

Green.

Graph illustration of performance:- EDU108\_02- The percentage of children that achieve their appropriate developmental milestones by Primary 1.



Indicator: EDU108\_04-Digital technology is used to deliver the curriculum wherever necessary as a cover for teacher vacancies or low rolls.

Why measure this?

This indicator is above target with no change in performance since the last reporting period.

Commentary

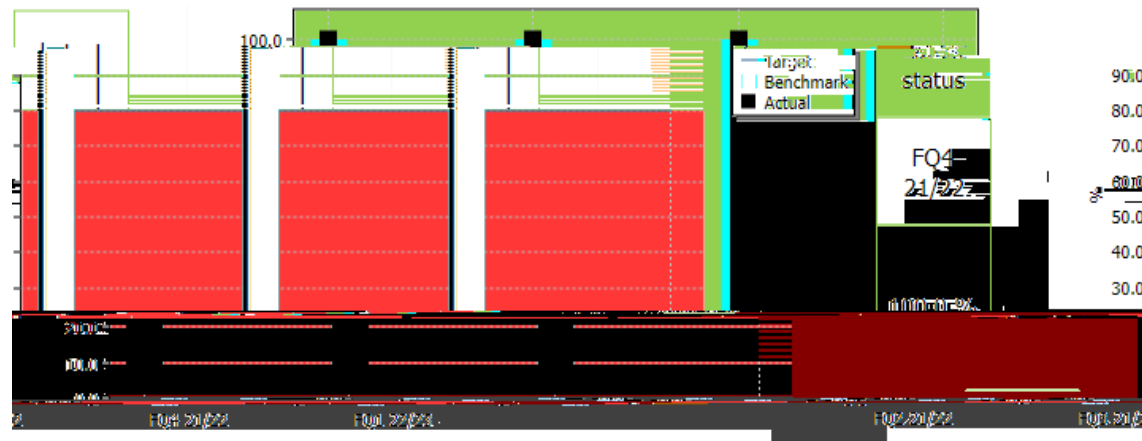
Target:

Actual:

Green.

Benchmark:

Graph illustration of performance:- EDU108\_04-Digital technology is used to deliver the curriculum wherever necessary as a cover for teacher vacancies or low rolls.



Indicator: EDU117\_01-Increase the percentage of our early years workers who have gained or are working towards professional qualifications.

Why measure this?

This indicator is above target and performance has improved since the last reporting period.

Commentary